



BOSCH
Invented for life

Access Control Systems

www.boschsecurity.com

Product overview



Table of contents

Bosch Access Control Systems	3
Software	5
Access Professional Edition (APE)	5
Access Management System (AMS)	5
Building Integration System – Access Engine (BIS-ACE)	5
Access control functionalities at a glance	6
Basic access control functionalities	6
Administrative functionalities	6
Advanced access control functionalities	7
System design example Access Management System	8
Software licenses	9
Hardware	10
Proximity Readers	11
Smart Card Readers	12
Biometric Readers	15
Credentials	16
Readers and credentials – Compatibility matrix	17
Access Modular Controller	18
AMC accessories	20
Access Hardware Extensions	21
Training Resources	22

Bosch Access Control Systems

Today's challenges

Why do you need an access control system?

Increasing demand for security

Growing need to restrict access to buildings and areas

Mechanical access systems are prone to misuse

More flexible working time models



Why is access control so important

Typical applications

Access control is one of the most important subsystems in a security installation



Access in a company



Protect secure areas



Unlock doors in case of an emergency



Bosch Access Control Systems

Reliable, versatile, scalable

Access Control is a key pillar of today's security. The growing need to control access to and within buildings and areas, more flexible working time models and the limitations of mechanical locks make a modern and reliable access control system indispensable. Bosch offers complete, reliable and scalable access control solutions for any medium to large sized application.



Key advantages of access control

Investing in the right technology is central to the protection of your employees, site visitors and ultimately the success of your company. While you naturally want your business premises to be as open and welcoming as possible you need to ensure maximum protection against unauthorized intruders.

Comprehensive portfolio for every application

Bosch Access Control solutions offer you a perfectly flexible system for any project.

Our portfolio includes all access control components from different software options and controllers to a wide range of readers and credentials to comply with your individual needs. State of the art security features and encryption functionalities make sure your data is protected and privacy regulations are fulfilled.

Thanks to the scalability of the components, the system grows according to your security needs.

Our support and training team will be happy to consult you to create the system that fits your requirements.



Airports



Stadiums



Office buildings



Factories



Healthcare



Hotels



Energy and utilities



Education

Our Access Control software options

The Access Engine of the Building Integration System is an ideal access control software solution for large and complex projects, such as airports or stadiums. Our software solution for medium to large sized projects such as offices or healthcare facilities is the Access Management System. The Access Professional Edition is the ideal choice for entry-level projects such as office buildings or retail stores. All software alternatives work with our Access Modular Controller, and can be combined with the wide range of our reader and credential portfolio.

Proven expertise in the security industry

- ▶ Vertical solutions expert
- ▶ More than 35 years of experience in access control
- ▶ Worldwide support near you



Software

Access Professional Edition (APE) for medium sized projects

- ▶ Easy-to-use software with intuitive graphical user interface (GUI)
- ▶ Integration of third-party functionalities such as time and attendance and other HR systems via Application Programming Interface (API)
- ▶ Support of Open Supervised Device Protocol (OSDPv2 secure channel) for bi-directional encrypted communication between reader and controller
- ▶ Suitable for office buildings, retail, etc.
- ▶ Administrates up to:
 - 512 readers
 - 10,000 cardholders
 - 16 concurrent workplace clients



Simplicity

User-friendly tools and GUI for easy installation, configuration and operation.



Future-proof investment

Minimize your initial investment with APE and switch to a more powerful AMS or BIS-ACE solution as your needs demand – using the same hardware components.

Access Management System (AMS) for medium to large sized projects

- ▶ Easy-to-use, scalable and resilient software with intuitive, modern graphical user interface (GUI)
- ▶ Integration of third-party functionalities such as time and attendance and other HR systems via API
- ▶ Integration with BVMS and other video management systems
- ▶ Support of Open Supervised Device Protocol (OSDPv2 secure channel) for bi-directional encrypted communication between reader and controller
- ▶ Encrypted database and encrypted communication at all stages
- ▶ Suitable for office buildings, governmental buildings, educational institutions, hospitals, etc.
- ▶ Administrates up to:
 - 400 divisions
 - 10,000 doors
 - 200,000 cardholders
 - 40 concurrent workplace clients



Simplicity

Efficient and user-friendly tools to configure the system and an intuitive, modern GUI for easy and convenient operation.



Maximum resilience

An additional third layer of security – Master Access Controller – between the server and the controllers ensures controller communication, even if the server fails.



Future-proof investment

AMS grows with your needs thanks to the three different license editions: you can start with Lite and switch to Plus or Professional when your security requirements grow. If your needs grow even further, you even switch to BIS-ACE.

Building Integration System – Access Engine (BIS-ACE) for large and complex projects

- ▶ Resilient and highly scalable software
- ▶ Integration of Bosch video, fire, intrusion and public address systems via the Building Integration System (BIS)
- ▶ Integration of third-party products such as time and attendance, visitor management and building automation via open protocols (OPC) and API
- ▶ Support of Open Supervised Device Protocol (OSDP V2 secure channel) for bi-directional encrypted communication between reader and controller
- ▶ Suitable for public transport, critical infrastructure, industry, etc.
- ▶ Multi-server topology support
- ▶ Administrates up to:
 - 400 divisions
 - 10,000 doors per server
 - 200,000 cardholders per field controller (AMC)
 - 80 concurrent workplace clients per server
 - 200,000 detectors per server



Flexibility and integration

Modular system to combine different security, safety and building management functions from Bosch and third parties to create exactly the solution you need.



Maximum resilience

An additional third layer of security – Master Access Controller – between the server and the controllers ensures controller communication, even if the server fails.



Future-proof investment

BIS-ACE grows with your requirements, allowing you to set-up a large multi-server system which can be enhanced with various integrations at any time.

Access control functionalities at a glance*

Basic access control functionalities

Single authentication (identification)

- ▶ Various identification modes are possible: card, PIN, biometric
- ▶ User configures verification or identification mode for reader
- ▶ After authentication, reader sends information to controller and controller verifies with the server if the user is authorized to enter
- ▶ Access is granted or denied by the controller

Multi-factor authentication (verification)

- ▶ Two or more authentication features need to be provided by the user, e.g. card and PIN
- ▶ Access can only be granted if both features match

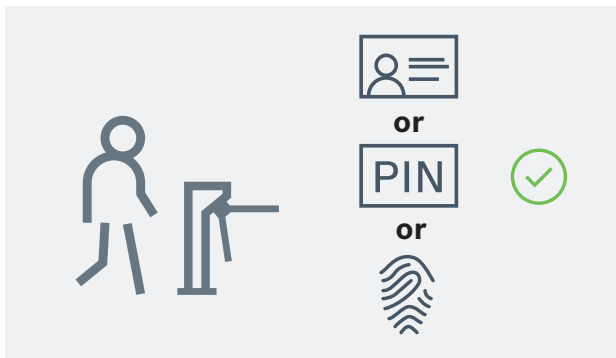
Administrative functionalities

Employee onboarding and offboarding

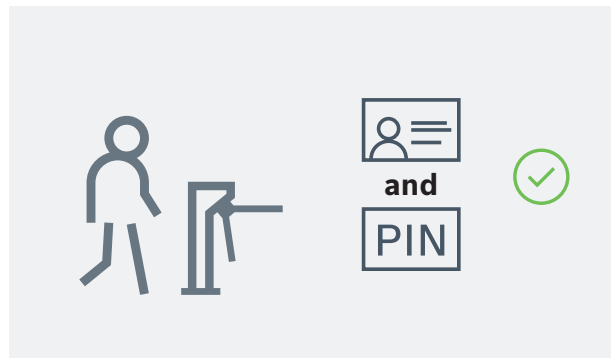
- ▶ One enrollment dialog to easily collect and upload all cardholder information such as data, photo, PIN codes and biometric features
- ▶ Enrollment of secured Bosch code card data from MIFARE DESFire cards supported
- ▶ Cardholders can be assigned more than one card and even threat alert cards
- ▶ For VIP cardholders, special functionalities can be configured, e.g. the right to permanently open a door or the automatic calling of an elevator when entering a building



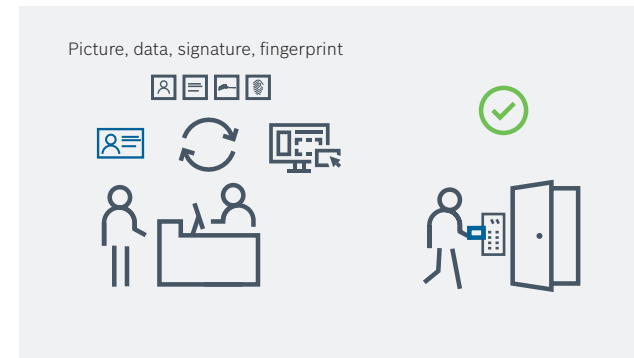
- ▶ **Convenience**
- ▶ **Speed**



- ▶ **High level of security**



- ▶ **Efficiency**
- ▶ **Facilitation of compliance regulations**



* All functionalities are available in all three software options (APE, AMS, BIS-ACE)


Advanced access control functionalities

Anti-passback

- ▶ User 1 scans his badge and enters an access-controlled area
- ▶ User 2 does not have authorization to enter the premise
- ▶ User 1 hands his badge to user 2 so he can enter the access-controlled area as well
- ▶ Anti-passback ensures that re-entry is only possible if the cardholder had checked out before or a defined time period is exceeded
- ▶ User 2 is denied access



- ▶ **High level of security**
- ▶ **Prevention of misuse of cards**

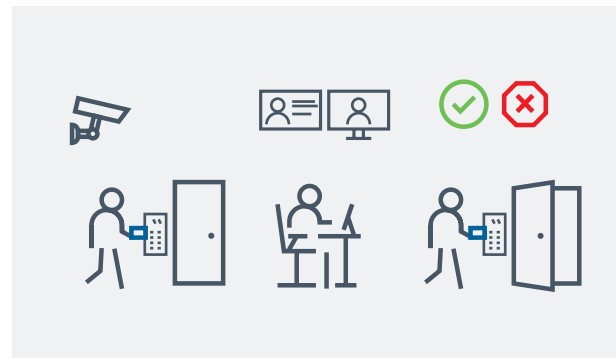


Video verification

- ▶ User requests access with credential
- ▶ Video camera is installed at the door, providing the security operator with live video stream
- ▶ Cardholder image and information such as name or employee number and live video stream pop up in the operator's event list
- ▶ Operator verifies if user at the door matches authorized cardholder
- ▶ Operator grants or denies access



- ▶ **High level of security**
- ▶ **Prevention of misuse of credentials**

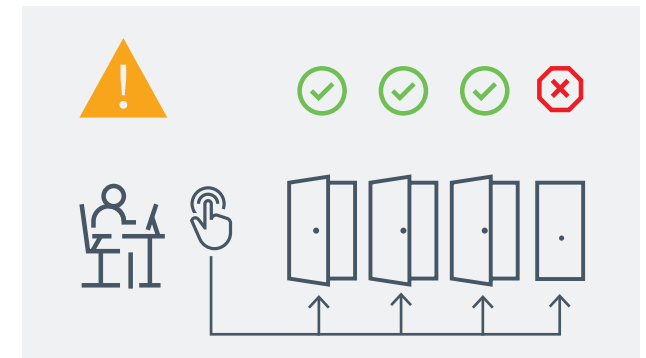


Threat level management

- ▶ High or low threat situation occurs
- ▶ Behavior of all defined doors changes with one click at the operator workstation, by pushing an emergency button or by presenting a specially configured "emergency" card to a reader
- ▶ Safety measures are initiated within seconds by the security operator, a cardholder with an emergency card or by anyone pushing the emergency button
- ▶ Doors can be preconfigured to behave in different modes: e.g. lockdown or permanent open mode
- ▶ Possible high threat levels: attack, fire
- ▶ Possible low threat levels: sports event, family day in a company, parents' evening in a school

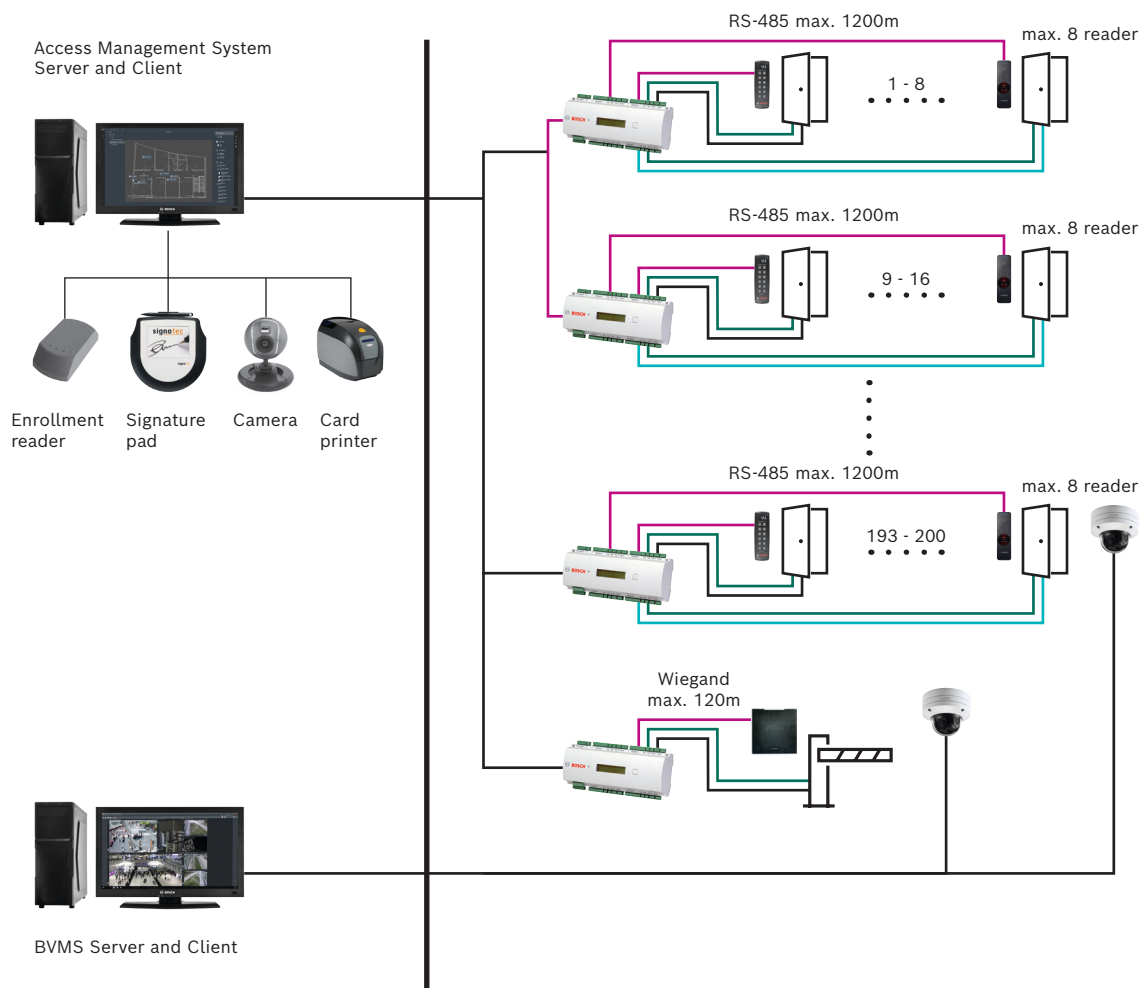


- ▶ **High level of safety on site**
- ▶ **Fast reaction in critical situations**



System design example

Access Management System



System description / application

System size		
<ul style="list-style-type: none"> ▶ 150 doors ▶ 1,200 cardholders ▶ Three operators 		
AMS features	AMC features	Reader features
<ul style="list-style-type: none"> ▶ Max. 10,000 doors ▶ Max. 200,000 cardholders ▶ 5 cards per person ▶ 1,024 authorizations per MAC ▶ Graphical location map ▶ Video integration for video verification via BVMS 	<ul style="list-style-type: none"> ▶ 2 RS-485 buses ▶ 8 inputs ▶ 8 relays ▶ TCP/IP, RS-485 connection 	<ul style="list-style-type: none"> ▶ Support of OSDPv2 secure channel ▶ Outdoor resistant (up to IP67) ▶ Multitechnology support (125kHz and 13.56MHz) ▶ Wiegand and RS-485 support ▶ Keypad or fingerprint for verification
Door element	Item Type	
Readers	ARD-AYBS6380, ARD-FPBEW2-H2, ARD-SER90-WI	
Lock	4710760066	
Magnet contact	ISN-CSM35-W	
REX button	4710760047	
AMS Software	1 x AMS-BASE-PLUS20, 1 x AMS-XDRS-128V20, 2 x AMS-XCLI-1V20	
Controller	APC-AMC2-4R4CF, APC-AMC2-4WCF	
Power supply	APS-PSU-60	
Battery	D126	
BVMS Software	MBV-BPLU-100	
Cameras	NDE-8504-R	

Software licenses

ASE licenses

	ASL-APE3P-BASE	ASL-APE3P-BEXT							
Base licenses	License for basic package	License for extended basic package							
	ASL-APE3P-RDR	ASL-APE3P-CLI	ASL-APE3P-VIDB	ASL-APE3P-VIDE	ASL-APE3P-OLSB	ASL-APE3P-OLSE	ASL-APE3P-RDRL	ASL-APE3P-XPRO	ASL-APE3P-API
Expansion licenses	License for reader expansion	License for user / client expansion	License for video basic package	License for video expansion	License Pegasys offline basic package	License for Pegasys offline extension	License for reader limit up to 512	License for Milestone XProtect Plugin	License for SDK for cardholder data

AMS licenses

	AMS-BASE-LITExx*	AMS-BASE-PLUSxx	AMS-BASE-PROxx										
Base licenses	Lite license	Plus license	Pro license										
	AMS-XDIV-1Vxx	AMS-XCLI-1Vxx	AMS-XCLI-5Vxx	AMS-XCRD-100Vxx	AMS-XCRD-1KVxx	AMS-XCRD-10KVxx	AMS-XCRD-50KVxx	AMS-XDRS-32Vxx	AMS-XDRS-128Vxx	AMS-XDRS-512Vxx	AMS-XOND-25Vxx	AMS-XMAC-1Vxx	AMS-XMAC-5Vxx
Expansion licenses	License for 1 division	License for 1 operator client	License for 5 operator client	License for 100 ID cards	License for 1,000 ID cards	License for 10,000 ID cards	License for 50,000 ID cards	License for 32 doors	License for 128 doors	License for 512 doors	License for 25 remote online doors	License for 1 MAC server	License for 5 MAC server

BIS-ACE licenses

	BIS 4.x* Basic License												
Base licenses	BIS-BGEN-B4x												
	BIS-FGEN-AMPK4x	BIS-FGEN-MSRV4x	BIS-FGEN-BVMS4x	BIS-FAUE-BPA4x	BIS-FACE-BPA4x	BIS-FACE-PRK4x	BIS-FACE-API4x	BIS-FVIE-BPA4x					
Feature licenses	BIS 4.x Alarm Management Package	BIS 4.x Multi-Server Connect per Server	BIS 4.x BVMS Connectivity	AUE 4.x Basic License	ACE 4.x Basic License	ACE 4.x Extended Carpark Management	ACE 4.x Application Programming Interface (API)	VIE 4.x Basic License					
	BIS-XACE-100C4x	BIS-XACE-1KC4x	BIS-XACE-10KC4x	BIS-XACE-50KC4x	BIS-XACE-32DR4x	BIS-XACE-128D4x	BIS-XACE-512D4x	BIS-XACE-25OF4x	BIS-XACE-25ON4x	BIS-XACE-1MAC4x	BIS-XACE-10MC4x	BIS-XACE-1KEY4x	
Expansion licenses	ACE 4.x additional 100 ID Cards	ACE 4.x additional 1,000 ID Cards	ACE 4.x additional 10,000 ID Cards	ACE 4.x additional 50,000 ID Cards	ACE 4.x additional 32 Doors	ACE 4.x additional 128 Doors	ACE 4.x additional 512 Doors	ACE 4.x additional 25 Offline Doors	ACE 4.x 25 wireless online doors	ACE 4.x additional 1 MAC	ACE 4.x additional 10 MAC	ACE 4.x additional 1 Key Cabinet	

* Version dependent

Hardware

Access Modular Controller

- ▶ Intelligent access management controller
- ▶ Carries out independent authorization checks on access points, takes access decisions, controls closing/opening elements and registers movement events – even when offline
- ▶ Specifically designed to work with APE, AMS and BIS-ACE systems
- ▶ Support of RS-485/OSDPv2 secure channel and Wiegand technology
- ▶ Offline capability
- ▶ Administrates up to:
 - 8 readers
 - 200,000 cardholders



Speed of installation

The modular concept makes system planning and stocking easy. The service display allows for quick troubleshooting and system maintenance. Thanks to the fast and reliable Ethernet host interface, cardholder updates are completed within seconds.



Reliability

Thanks to its offline capability and supervised battery extensions, the AMC works continuously. To avoid losing data, the event buffer memory stores up to 2 million events offline.



Future-proof investment

Modular system design ensures that the system can grow and adapt according to your needs and changes in technology.

Readers and Credentials

Bosch offers a wide range of readers and cards, from fully featured advanced solutions to cost-effective starter systems. Most models are available with or without keypad or as biometric versions. Wiegand and RS-485 (OSDPv2 SC) support ensures that our solutions work seamlessly with your technology. Our support team will be happy to assist you in choosing the right system.

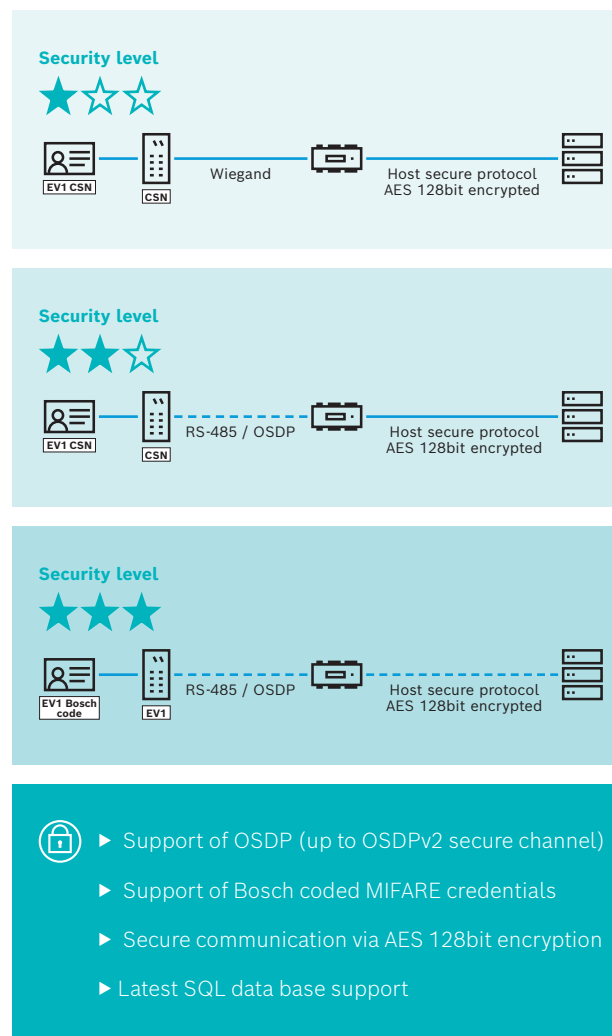
Proximity Readers

Proximity readers act as an interface between the proximity card and the access controller. The data is transferred from the card to the reader on 125 kHz frequency band.

Smart Readers

Smart readers act as an interface between the smart card and the access controller. The data is transferred from the card to the reader on 13.56 MHz frequency band. Bosch offers all customers highest security standards with their unique Bosch data elements. All RS-485 smart card readers come equipped with specialized FW to access a secure sector and read the Bosch code on the smart cards.

Readers Security level



- ▶ Support of OSDP (up to OSDPv2 secure channel)
- ▶ Support of Bosch coded MIFARE credentials
- ▶ Secure communication via AES 128bit encryption
- ▶ Latest SQL data base support

Proximity Readers

Material description	Card Reader, HIDprox, mullion	Standalone device	Standalone device	Card Reader, EM, mini mullion
Commercial type number (CTN)	ARD-MINIPROX	ARD-PROX-PPL	ARD-ENTRYPROX	ARD-AYK12
				
Bosch controller compatibility	AMC2-4WCF, AMC2-2WCF, AEC, B/G-Series	AMC2-4WCF, AMC2-2WCF, AEC, B/G-Series	Standalone device	AMC2-4WCF, AMC2-2WCF, AEC, B/G-Series
Software compatibility	APE, BIS-ACE, AEC, AMS	APE, BIS-ACE, AEC, AMS	APE, BIS-ACE, AEC, AMS	APE, BIS-ACE, AEC, AMS
Interfaces	Wiegand	Wiegand	Wiegand	Wiegand
Supported protocol	Wiegand	Wiegand	Wiegand	Wiegand
Panel connection	Pigtail	Pigtail	Terminal strip	Pigtail
Supported credential technology	HID Prox	HID Prox	HID Prox	EM4102
Bosch code	-	-	-	-
Power supply	5 – 16 VDC	5 – 16 VDC	10 – 16 VDC	5 – 16 VDC
Environment class	IP55	IP55	IP55	IP65
Maximum reading distance	13 cm	6 cm	6 cm	8 cm
Keypad	no	no	yes	no
Dimensions (H x W x D)	152 x 43 x 25,4 mm (indoor and outdoor)	79,6 x 44 x 17 mm (indoor and outdoor)	133 x 70 x 35 mm (indoor and outdoor)	80 x 40 x 13 mm (indoor and outdoor)

Smart Card Readers

(Wiegand) iClass

Name	LECTUS secure 1000 WI	LECTUS secure 4000 WI	LECTUS secure 5000 WI	LECTUS secure 9000 WI
Material description	Card reader, iCLASS, Wiegand	Handsfree card reader, iCLASS, Wiegand	Card reader with keypad, iCLASS, Wiegand	Handsfree card reader, iCLASS, Wiegand
Commercial type number (CTN)	ARD-SER10-WI	ARD-SER40-WI	ARD-SERK40-W1	ARD-SER90-WI



- ▶ 13.56 MHz proximity readers for connecting to access controllers with Wiegand interfaces
- ▶ Available with four different form factors, LECTUS secure readers meet nearly all installation requirements

Bosch controller compatibility	AMC2-4WCF, AMC2-2WCF, AEC, B/G-Series	AMC2-4WCF, AMC2-2WCF, AEC, B/G-Series	AMC2-4WCF, AMC2-2WCF, AEC, B/G-Series	AMC2-4WCF, AMC2-2WCF, AEC, B/G-Series
Software compatibility	APE, BIS-ACE, AEC, AMS	APE, BIS-ACE, AEC, AMS	APE, BIS-ACE, AEC, AMS	APE, BIS-ACE, AEC, AMS
Interfaces	Wiegand	Wiegand	Wiegand	Wiegand
Supported protocol	Wiegand	Wiegand	Wiegand	Wiegand
Panel connection	Pigtail	Pigtail	Pigtail	Terminal strip
Supported standard	ISO 1443A, ISO 15693, ISO 14443B	ISO 1443A, ISO 15693, ISO 14443B	ISO 1443A, ISO 15693, ISO 14443B	ISO 1443A, ISO 15693, ISO 14443B
Supported credential technology	ISO14443A CSN, MIFARE Classic, MIFARE DESFire, iCLASS, iCLASS SE, Seos	ISO14443A CSN, MIFARE Classic, MIFARE DESFire, iCLASS, iCLASS SE, Seos	ISO14443A CSN, MIFARE Classic, MIFARE DESFire, iCLASS, iCLASS SE, Seos	ISO14443A CSN, MIFARE Classic, MIFARE DESFire, iCLASS, iCLASS SE, Seos
Bosch code	-	-	-	-
Power supply	5 – 16 VDC	5 – 16 VDC	5 – 16 VDC	5 – 16 VDC
Environment class	IP55 (IP65 with gasket)	IP55 (IP65 with gasket)	IP55 (IP65 with gasket)	IP65
Maximum reading distance	7.6 cm	11.4 cm	14 cm	33.6 cm
Keypad	no	no	yes	no
Dimensions (H x W x D)	103 x 48 x 23 mm (indoor)	122 x 84 x 24 mm (indoor)	122 x 85 x 28 mm (indoor)	333 x 333 x 39 mm (indoor and outdoor)

Smart Card Readers

(Wiegand and RS-485 (OSDP V1)) – MIFARE

Name	LECTUS duo 3000C	LECTUS duo 3000 CK	LECTUS duo 3000 E	LECTUS duo 3000 EK
Material description	Card reader, MIFARE Classic	Card reader with keypad, MIFARE Classic	Card Reader, MIFARE EV1	Card reader with keypad, MIFARE EV1
Commercial type number (CTN)	ARD-AYBS6260	ARD-AYBS6360	ARD-AYBS6280	ARD-AYBS6380




- ▶ The LECTUS duo 3000 Classic line consists of a keypad and a non keypad version for MIFARE Classic and MIFARE DESFire. They come equipped with the Bosch coded MIFARE data sector and support reading the CSN of ISO14443A cards as well.
- ▶ Both reader types provide a Wiegand and RS-485/OSDP interface, selectable easily by DIP switch.
- ▶ Three LED indicators and a beeper give clear feedback to the user during operation. The reader's logo is illuminated in the dark.

Bosch controller compatibility	AMC2-4WCF, AMC2-2WCF, AMC2-4R4CF, AEC	AMC2-4WCF, AMC2-2WCF, AMC2-4R4CF, AEC	AMC2-4WCF, AMC2-2WCF, AMC2-4R4CF, AEC	AMC2-4WCF, AMC2-2WCF, AMC2-4R4CF, AEC
Software compatibility	BIS-ACE, APE, AMS	BIS-ACE, APE, AMS	BIS-ACE, APE, AMS	BIS-ACE, APE, AMS
Interfaces	Wiegand, RS-485	Wiegand, RS-485	Wiegand, RS-485	Wiegand, RS-485
Supported protocol	Wiegand, OSDPv1	Wiegand, OSDPv1	Wiegand, OSDPv1	Wiegand, OSDPv1
Panel connection	Terminal strip	Terminal strip	Terminal strip	Terminal strip
Supported standard	ISO 1443A	ISO 1443A	ISO 1443A	ISO 1443A
Supported credential technology	ISO14443A CSN , MIFARE Classic	ISO14443A CSN , MIFARE Classic	ISO14443A CSN, MIFARE DESFire, MIFARE Classic	ISO14443A CSN, MIFARE DESFire, MIFARE Classic
Bosch code	yes	yes	yes	yes
Power supply	8.5 – 16 VDC	8.5 – 16 VDC	8.5 – 16 VDC	8.5 – 16 VDC
Environment class	IP65	IP65	IP65	IP65
Maximum reading distance	3 cm	3 cm	3 cm	3 cm
Keypad	no	yes	no	yes
Dimensions (H x W x D)	137 x 44 x 27,5 mm (indoor and outdoor)	137 x 44 x 27,5 mm (indoor and outdoor)	137 x 44 x 27,5 mm (indoor and outdoor)	137 x 44 x 27,5 mm (indoor and outdoor)

Smart Card Readers

Multitech smart card readers (RS-485 OSDP V2 encrypted) – iClass and MIFARE

Name	LECTUS Secure 1000 RO	LECTUS Secure 2000 RO	LECTUS Secure 4000 RO	LECTUS Secure 5000 RO
Material description	Card reader, OSDP	Card reader, OSDP	Card reader, OSDP	Card reader with keypad, OSDP
Commercial type number (CTN)	ARD-SER10-RO	ARD-SER15-RO	ARD-SER40-RO	ARD-SERK40-RO



- ▶ Highest level of security due to OSDPv2 AES 128bit encryption.
- ▶ 13.56 MHz proximity readers for connecting to access controllers with OSDP interfaces
- ▶ They come equipped with the Bosch coded MIFARE data sector and support reading the CSN of ISO14443A cards as well.
- ▶ Interoperable with a growing range of technology environments and form factors

Bosch controller compatibility	AMC2-4R4CF	AMC2-4R4CF	AMC2-4R4CF	AMC2-4R4CF
Software compatibility	APE, BIS-ACE, AMS	APE, BIS-ACE, AMS	APE, BIS-ACE, AMS	APE, BIS-ACE, AMS
Interfaces	RS-485	RS-485	RS-485	RS-485
Supported protocol	OSDPv2 SC	OSDPv2 SC	OSDPv2 SC	OSDPv2 SC
Panel connection	Terminal strip	Terminal strip	Terminal strip	Terminal strip
Supported standard	ISO 1443A, ISO 15693, ISO 14443B	ISO 1443A, ISO 15693, ISO 14443B	ISO 1443A, ISO 15693, ISO 14443B	ISO 1443A, ISO 15693, ISO 14443B
Supported credential technology	MIFARE DESFire EV1, MIFARE Classic, iCLASS, iCLASS SE, Seos	MIFARE DESFire EV1, MIFARE Classic, iCLASS, iCLASS SE, Seos	MIFARE DESFire EV1, MIFARE Classic, iCLASS, iCLASS SE, Seos	MIFARE DESFire EV1, MIFARE Classic, iCLASS, iCLASS SE, Seos
Bosch code	-	-	-	-
Power supply	5 – 16 VDC	5 – 16 VDC	5 – 16 VDC	5 – 16 VDC
Environment class	IP55 (IP65 with gasket)	IP55 (IP65 with gasket)	IP55 (IP65 with gasket)	IP55 (IP65 with gasket)
Maximum reading distance	7.6 cm	7.6 cm	13 cm	13 cm
Keypad	no	no	no	yes
Dimensions (H x W x D)	103 x 48 x 23 mm (indoor and outdoor)	153 x 48 x 23 mm (indoor and outdoor)	122 x 85 x 24 mm (indoor and outdoor)	122 x 85 x 28 mm (indoor and outdoor)

Biometric Readers

BioEntry W2 reader

Name	BioEntry W2
Material description	Fingerprint reader, OSDP, multiCLASS
Commercial type number (CTN)	ARD-FPBEW2-H2








Bosch controller compatibility	AMC2-4WCF, AMC2-2WCF, AMC2-4R4CF
Software compatibility	BIS-ACE, AMS
Interfaces	Wiegand, RS-485
Supported protocol	Wiegand, OSDPv2 SC
Panel connection	Terminal strip, RJ45 (PoE)
Supported standard	ISO 1443A
Supported credential technology	EM, HID Prox, MIFARE Classic, MIFARE DESFire EV1, HID-Corporate-1000, iCLASS, iCLASS SE, Seos
Bosch code	yes
Power supply	12 VDC or PoE
Environment class	Indoor / outdoor product (IP67/ IK09)
Maximum reading distance	13 – 127 mm
Keypad	no
Dimensions (H x W x D)	172 x 50 x 43 mm

Biometry at its highest standard

- ▶ Convenient cardholder registration including the enrollment of fingerprint templates in just one management system (AMS or BIS-ACE)
- ▶ Fingerprint templates can be stored either in secure database or locally on the reader
- ▶ BioEntry W2 provides class-leading performance and security by featuring the latest fingerprint algorithm coupled by a powerful quad-core CPU
- ▶ The device offers flexibility and sustainability by featuring multitechnology support of credentials, including EM, iClass and MIFARE DESFire*
- ▶ Packed in a rugged IP67/IK09 housing with sleek metallic finish, BioEntry W2 is a perfect access control solution for tough environment and outdoor installation









Features

- 
Best-In-Class Performance
 - ▶ 1.2GHz quad-core CPU
- 
Accuracy & Security
 - ▶ High-precision optical sensor to detect a wide variety of fake fingers
- 
High storage capacity
 - ▶ Supports up to 400k users
 - ▶ Data can be stored either on device or on secure database of AMS / BIS-ACE
- 
Rugged Structure
 - ▶ IK09 impact protection
 - ▶ IP67 ingress protection
 - ▶ Ideal for outdoor installation
- 
Multi RFID Card Reading
 - ▶ LF(125KHz), HF(13.56MHz) dual-band
 - ▶ Reads all card types that HID multiCLASS supports (EM/HID Prox/MIFARE Classic/iCLASS/MIFARE DESFire/NFC)
 - ▶ Highest security standard by supporting Bosch coded MIFARE credentials

* One card format at a time is supported

Credentials

MIFARE DESFire, MIFARE Classic and iClass

Material description	Card, MIFARE EV1, Bosch coded	Keyfob MIFARE EV1	MIFARE Classic Card Imprinted Card Number/ Bosch coded	Contactless MIFARE ID Keyfob 1
Commercial type number (CTN)	ACD-EV1-ISO	ACT-EV1TRF-SA1	ACD-MFC-ISO	ACT-MFCTRF-SA1
				
Description	MIFARE DESFire EV1 ID card with 8 kByte data storage, 2 application areas, one of which can be customized.	MIFARE DESFire EV1 ID keyfob with 8 kByte data storage, 2 application areas, one of which can be customized.	MIFARE Classic ID card with 1 kByte data storage, 2 application areas, one of which can be customized <ul style="list-style-type: none"> ▶ PVC plastic card ▶ Credit card size ▶ Imprinted card number ▶ MIFARE Classic chip or 	MIFARE Classic ID keyfob with 1 kByte data storage, 2 application areas, one of which can be customized
Material description	iClass 26 bit Card with printed Bosch Logo	iClass 37 bit card with printed Bosch Logo	iClass 26bit Keyfob	iClass 37bit Keyfob
Commercial type number (CTN)	ACD-IC2K26-50	ACD-IC2K37-50*	ACT-ICL256-2AR*	ACT-IC16K37-10*
				
Description	A 13.56 MHz contactless smart card programmed to Wiegand 26-bit format. It has two 1 Kb application areas (256 Byte capacity).	A 13.56 MHz contactless smart card programmed to Wiegand 37-bit format. It has two 1 Kb application areas (256 Byte capacity).	<ul style="list-style-type: none"> ▶ Plastic Tag, PVC ▶ Dimensions: 34 x 31 x 4.4 mm ▶ Fastening Slot ▶ ICLASS chip 	A contactless adhesive tag with smart card technology programmed to Wiegand 37-bit format. It operates at 13.56 MHz. It is 16K (2K Byte) with 16 application areas.

* Check regional availability with your local sales contact

MIFARE DESFire and MIFARE Classic are all Bosch coded and compatible with the complete Bosch reader portfolio. Further credentials can be found in your local online product catalogue (link: <https://www.boschsecurity.com/xc/en/product-catalog/>).




Readers and credentials

Compatibility matrix

Bus type	Recommended Bosch Readers	Card format					
		MIFARE DESFire EV1 (Bosch code)	MIFARE Classic (Bosch code)	iClass, iClass SE, Seos	ISO 14443-A CSN	EM card	HID Prox
		13.56 MHz			125kHz		
RS-485	LECTUS secure 1000 RO LECTUS secure 2000 RO LECTUS secure 4000 RO LECTUS secure 5000 RO		●	●	●	●	
	LECTUS duo 3000 C LECTUS duo 3000 CK LECTUS Duo 3000 E LECTUS Duo 3000 EK			●		●	
	ARD-FPBEW2-H2		●	●	●	●	●
	LECTUS secure 1000 WI LECTUS secure 4000 WI LECTUS secure 5000 W1 LECTUS secure 9000 WI				●	●	
Wiegand	ARD-AYK12					●	
	ARD Miniprox ARD Entrypox ARD-PROX-PPL						●





Access Modular Controller

AMC Controllers

Material description	Door controller Wiegand, 2 reader	Door controller Wiegand with CF card	Door controller RS-485 with CF card
Commercial type number (CTN)	APC-AMC2-2WCF	APC-AMC2-4WCF	APC-AMC2-4R4CF
			
Input voltage	10 - 30 VDC	10 - 30 VDC	10 - 30 VDC
Output voltage	12 VDC	12 VDC	10 - 30 VDC
Number of connectable readers	2	4	8
Number of Inputs	4	8	8
Number of Outputs	4	8	8
Display	yes	yes	yes
Internal storage (compact flash)	2GB	2GB	2GB
Reader Interface	Wiegand	Wiegand	RS-485
Max reader cable length	110m per reader port	110m per reader port	1200m per Bus
Reader operating voltage E-Mail	12V DC	12V DC	10-30V DC
Reader monitoring	no	no	yes
Number of wires per reader	7 + 1	7 + 1	4 + 1
Number of connectable reader extensions	1	1	-
Number of connectable I/O extensions	3	3	3
Reader protocol support	Wiegand	Wiegand	OSDP, LBUS, MICOS, BG900
Standards	CE, UL	CE, UL	CE, UL, VDS





Access Modular Controller

AMC I/O Extension boards



Material description	Door controller Wiegand extension	Extension board with 8-input 8-output	Extension board with 16-input 16-output	Extension board with 16-input
Commercial type number (CTN)	API-AMC2-4WE	API-AMC2-8IOE	API-AMC2-16IOE	API-AMC2-16IE
				
Input voltage	10 - 30 VDC	10 - 30 VDC	10 - 30 VDC	10 - 30 VDC
Output voltage to reader	12 VDC	n/a	n/a	n/a
Number of connectable readers	4	-	-	-
Number of Inputs	8	8	16	16
Number of Outputs	8	8	16	
Display	no	no	no	no
Internal storage (compact flash)	no	no	no	no

AMC accessories

Enclosures




Material description	Enclosure with 1 DIN rail	Enclosure VDS certified	Enclosure with 2 DIN rails	Enclosure with power supply & DIN rail
Commercial type number (CTN)	AEC-AMC2-UL1	AEC-AMC2-VDS (EMEA)*	AEC-AMC2-UL2	AEC-AMC2-ENC3/ENC3Z (China)
				
Information	<ul style="list-style-type: none"> ▶ Steel enclosure ▶ 1 DIN rail system for easy mounting of AMC2 or AMC2 extension board, power supply and battery 	<ul style="list-style-type: none"> ▶ Steel enclosure with preassembled cabling ▶ 1 DIN-rail click system for easy mounting and replacement ▶ Compliant with Vds 2119 	<ul style="list-style-type: none"> ▶ Steel enclosure ▶ 2 DIN rail system for easy mounting of AMC2 or MAC2 extension board, power supply and battery 	<ul style="list-style-type: none"> ▶ Steel enclosure with preassembled cabling ▶ This enclosure can be used for securely mounting and housing AEC and AMC2 and a power supply.

Mounting Plate, Power supply

Material description	Mounting plate for two/four DIN rails	Power Supply Unit
Commercial type number (CTN)	AEC-PANEL19-UPS/AEC-PANEL19-4DR	APS-PSU-60
		
Information	<ul style="list-style-type: none"> ▶ 4 rack units/ 88 horizontal pitches ▶ Up to four rails for AMC devices ▶ Battery bracket ▶ Screw socket for PBC-60 ▶ Cable kits to connect the power supply 	<ul style="list-style-type: none"> ▶ Power supply unit with integrated battery charging device ▶ Support of 12 V/7 Ah, 12 V/14 Ah and 24 V/7 Ah batteries

Access Hardware Extensions

Request-to-Exit

Material description	DS160 Series High Performance	Door Release Button	Door Release Button
Commercial type number (CTN)	DS160(white)/DS161(black)	4710760047*	4710760048*
			
Type	Request-to-exit Detectors	RTE button with key symbol surface-mount	RTE button with key symbol flush-mount
Information	<ul style="list-style-type: none"> ▶ Door monitor with sounder alert ▶ Up to 64 second adjustable latch time ▶ Selectable relay trigger mode ▶ Selectable fail safe/fail secure modes 	<ul style="list-style-type: none"> ▶ Zero-potential sensor contact for signaling whether the door is open or closed ▶ Suppressor diode to counteract voltage spikes during the switching process 	<ul style="list-style-type: none"> ▶ Zero-potential feedback contact for signaling whether the door is open or closed ▶ Recovery diode for suppressing interfering pulses during the switching process

* Check regional availability with your local sales contact

Training Resources

Get to know our products in detail with the various trainings we offer:



Web-based Trainings

The Web-based trainings offer you highest flexibility. They allow you to start and pause the training at any time, so you can continue your day in the way which is most convenient for you.

Virtual Classroom

Our webinars offer you a highly concentrated learning process – fast, informative and efficient. Additionally, you have a trainer that can answer your questions and all you need is internet access and a headset!

Classroom

The Bosch Security and Safety Academy offers you classroom trainings in dedicated training centers that are equipped with products and systems.

Learning Paths

We have defined three different paths that show your progress. It begins at the PROFESSIONAL level which gives you general knowledge on the different topics of Bosch Security. Then you will gain deeper insights at the EXPERT level until finally achieving full technical expertise at the MASTER level. The learning paths help you to keep track of the courses you have already taken, and allow you to strengthen your level of expertise in the Bosch products.



Level: PROFESSIONAL

Online training on basic product features and system architecture



Level: EXPERT

Training on basic system design/ configuration for lower complexity system architecture



Level: MASTER

Training on advanced system configuration/ integrated systems and in troubleshooting

Learn more at: <https://www.boschsecurity.com/xc/en/support/training/>

For more information regarding Bosch Access Control Systems, have a look at our section regarding Access Control Systems and our product catalogue at www.boschsecurity.com

Or follow us on social media:



Bosch Security and Safety Systems

[Do you have further questions?](#)

Contact us via the contact form on www.boschsecurity.com and our support team will be happy to assist you.



A Tradition of Quality and Innovation

For over 125 years, the Bosch name has stood for quality and reliability. Bosch is the global supplier of choice for innovative technology, backed by the highest standards for service and support. Bosch Security and Safety Systems proudly offers a wide range of security, safety, communications and sound solutions that are relied upon every day in applications around the world, from government facilities and public venues to businesses, schools and homes.

Bosch Security and Safety Systems

To learn more about our product offering,
please visit www.boschsecurity.com

© Bosch Security Systems, 2019
Modifications reserved