

LBD3921-L Column loudspeaker 24W, white



The LBD3921-L is a 24W, general-purpose, cost effective column loudspeaker for indoor use where beaming is desirable such as meeting rooms, conference venues and canteens. A swivel wall-mounting bracket is supplied as standard.

Functions

The robust, solid MDF (Medium Density Fiber board) enclosures are covered with a durable, easy-to-clean vinyl in white or black. The ABS fronts are covered with fine woven cloth in matching color.

The column loudspeakers have four dual cone loudspeaker drivers, mounted on baffle, resulting in a wide horizontal opening angle combined with a small vertical opening angle.

The loudspeaker has been tested for operation at rated power for 100 hours in accordance with IEC 268-5 Power Handling Capacity (PHC) standards.

Installation/configuration notes

The column loudspeakers can be wall mounted using the supplied swivel bracket, allowing accurate positioning.

A convenient, easy-to-use, 4-pole push-in terminal block is on the rear panel for on-site wiring.

This terminal block has provision for power tapping on the 100-volt, matching transformer in the cabinet. It allows selection of nominal full-power, half-power or quarter power radiation (in 3 dB steps).

- ▶ Good speech intelligibility and background music reproduction
- ▶ For applications where directivity is important
- ▶ High sensitivity
- ▶ Swivel wall-mounting bracket supplied as standard

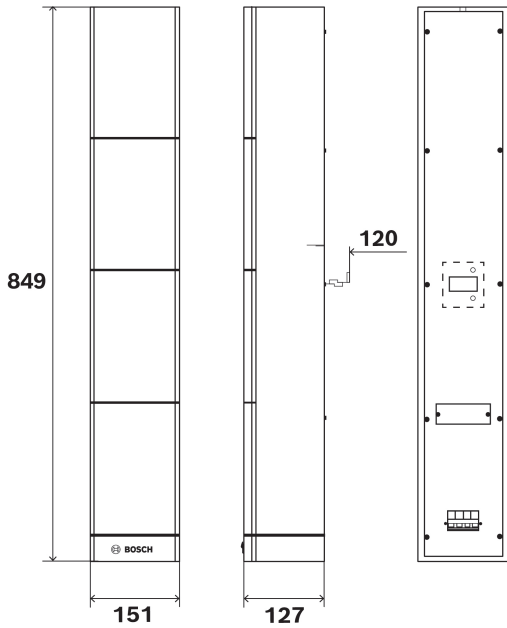


Fig. 1: Dimensions in mm

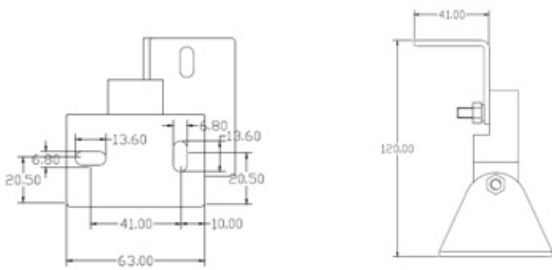


Fig. 2: Bracket dimensions

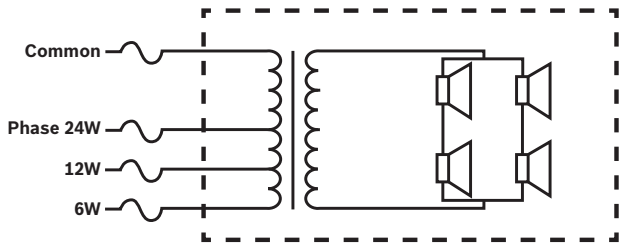


Fig. 3: Circuit diagram

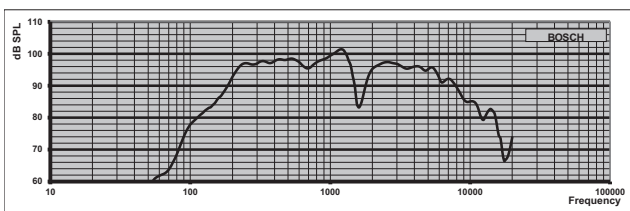


Fig. 4: Frequency response LBD3921-L

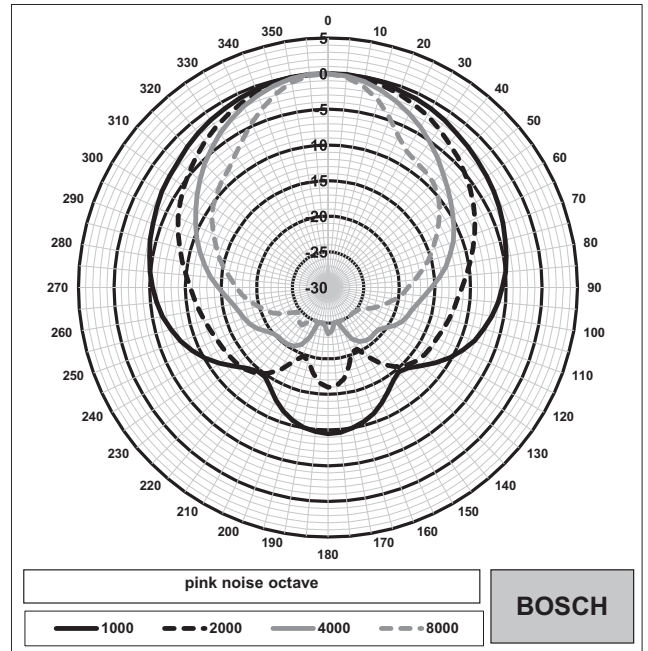


Fig. 5: Normalized polar plot LBD3921-L

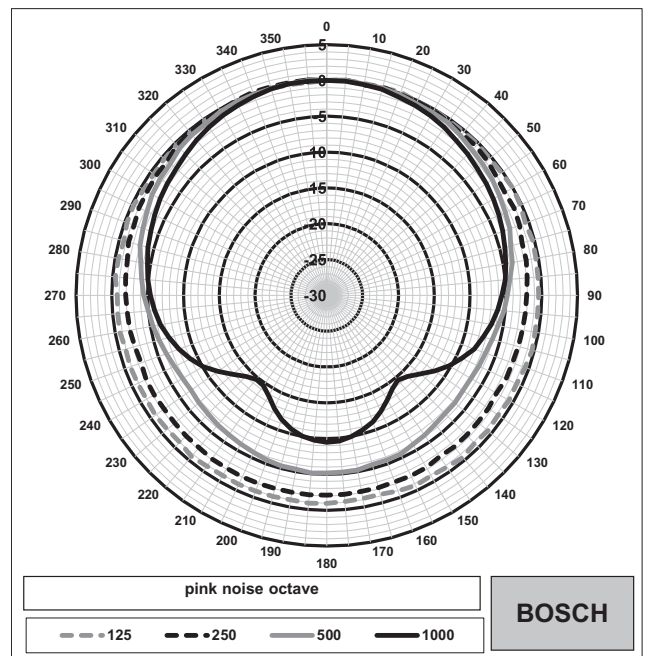


Fig. 6: Normalized polar plot LBD3921-L

Octave band sensitivity*

	Octave SPL 1W/1m	Total octave SPL 1W/1m	Total octave SPL Pmax/1m
125 Hz	83.3	-	-
250 Hz	96.5	-	-
500 Hz	96.4	-	-
1000 Hz	99.1	-	-

2000 Hz	92.5	-	-
4000 Hz	85.1	-	-
8000 Hz	89.4	-	-
A-weighted	-	91.6	104.9
Lin-weighted	-	93.0	106.5

(1/1)th octave band sensitivity

Octave band opening angles

	Horizontal	Vertical	
125 Hz	360	360	
250 Hz	360	360	
500 Hz	211	211	
1000 Hz	191	191	
2000 Hz	117	117	
4000 Hz	87	87	
8000 Hz	53	53	

Acoustical performance specified per octave LBD3921-L.* (all measurements are done with a pink noise signal; the values are in dB SPL).

Parts included

Quantity	Component
1	LBD3921-L Column loudspeaker 24W, white

Technical specifications

Electrical

Rated power	24 W (24 W / 12 W / 6 W)
Sound pressure level at 6 W / 1 W (1 kHz, 1 m)	104.9 dB / 91.6 dB (SPL)
Effective frequency range	150 Hz to 15 kHz
Opening angle horizontal at 1kHz / 4kHz (-6dB)	191° / 87°

Opening angle vertical at 1kHz / 4kHz (-6dB)	191° / 87°
Rated impedance	417 ohm
Rated input voltage	100 V
Connector	4-pole push-in terminal

Mechanical

Dimensions (H x W x D)	849 mm x 151 mm x 127 mm
Weight	4.9 kg
Color	White

Environmental

Operating temperature	-5 °C to +55 °C
Storage temperature	-40 °C to +70 °C

Ordering information

LBD3921-L Column loudspeaker 24W, white

Column loudspeaker 24 W, MDF enclosure, finished in white, with swivel wall-mounting bracket.

Order number **LBD3921-L | F.01U.294.073**

Represented by:

Europe, Middle East, Africa:
 Bosch Security Systems B.V.
 P.O. Box 80002
 5600 JB Eindhoven, The Netherlands
www.boschsecurity.com/xc/en/contact/
www.boschsecurity.com

Germany:
 Bosch Sicherheitssysteme GmbH
 Robert-Bosch-Platz 1
 D-70839 Gerlingen
www.boschsecurity.com

North America:
 Bosch Security Systems, LLC
 130 Perinton Parkway
 Fairport, New York, 14450, USA
www.boschsecurity.com

Asia-Pacific:
 Robert Bosch (SEA) Pte Ltd, Security Systems
 11 Bishan Street 21
 Singapore 573943
www.boschsecurity.com/xc/en/contact/
www.boschsecurity.com