



Building Integration System –

Your platform for customized security and safety management



BOSCH

Invented for life

One platform for everything

Efficient building management is becoming not only more important, but also a more complex challenge. Nowadays organizations use multiple systems to monitor and control their buildings, ranging from fire and intrusion alarm to access control, video surveillance and building automation systems.




Efficient but simple

Monitoring, control, administration and maintenance of all these systems can be a huge challenge because individual systems only serve individual purposes. To completely secure and manage a building, you need a number of functions – and if you want them all, they have to run alongside each other. This approach is not only inefficient, unreliable and expensive, but also difficult to upgrade when your requirements change.

A single system – but still flexible

This is where the Building Integration System comes in. The idea is one solution that offers everything – combining different building management functions on one platform, and providing simple responses to difficult questions. But because every organization has unique building management requirements, the Building Integration System is modular. This means that, like with building blocks, you can add or remove single elements or create new combinations, which gives you maximum flexibility. This guarantees that you get the solution you need.



Automation Engine, Video Engine, Access Engine and Security Engine: combined to create a high-performance building management system.

Complete solution for integrated building management

No matter how comprehensive and complex your building management requirements are, the BIS responds flexibly and is also extremely easy to use. How does it work? Easy. The Building Integration System combines a number of technical systems: fire and intrusion alarm, video monitoring, access control and evacuation systems. All on one modular platform.

A modular system for greater flexibility

To perform optimally, a building management system must suit your particular needs.

But even more important: a good system should be able to cope with later changes. What you need today may turn out to be too little further down the road. And who wants to buy a whole new system just because the requirements have changed? This is why the Building Integration System is modular: different high-performance modules (engines) share a single platform and can be flexibly combined.

Automation Engine:

Control and monitoring of intrusion and fire alarm systems, public address and any OPC-compliant third-party device, such as building automation

Video Engine:

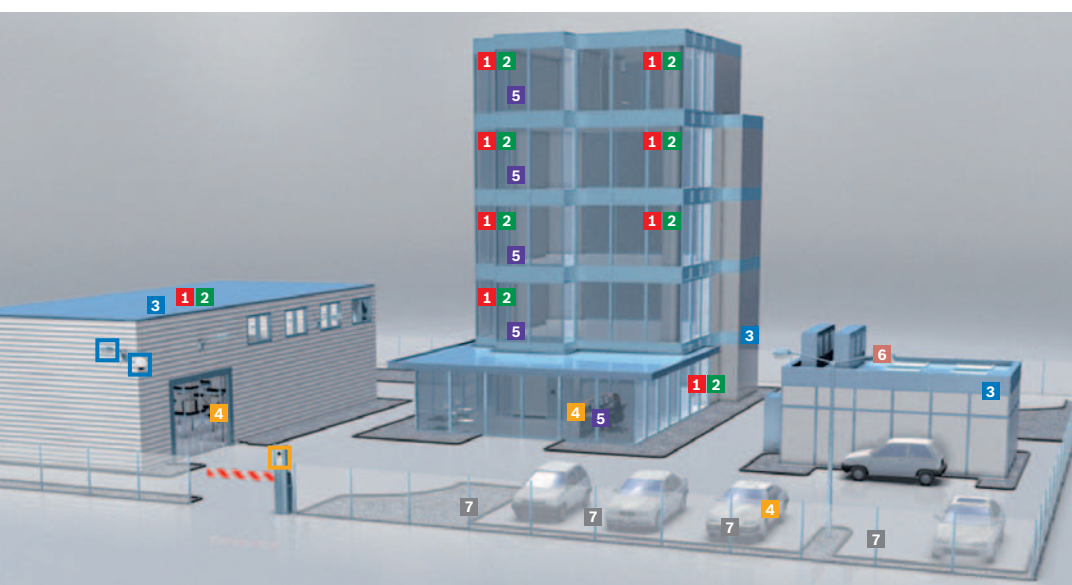
Video monitoring using Bosch or third-party video systems

Access Engine:

Access control using Bosch access control hardware

Security Engine:

A combination of special Bosch intrusion alarm systems with simple access control functionality



- 1** Fire detection systems
- 2** Intrusion systems
- 3** Video surveillance systems
- 4** Access control systems
- 5** Public address/evacuation
- 6** HVAC, lighting, blinds, IT monitoring
- 7** Fence and wall monitoring

Building management with maximum benefits

An optimal overview for maximum safety

It's only possible to protect something you can see. That's why the Building Integration System offers a complete overview of your organization with all subsystems, right down to showing the status of individual detectors. This is a major prerequisite for promptly and appropriately responding to dangerous situations.

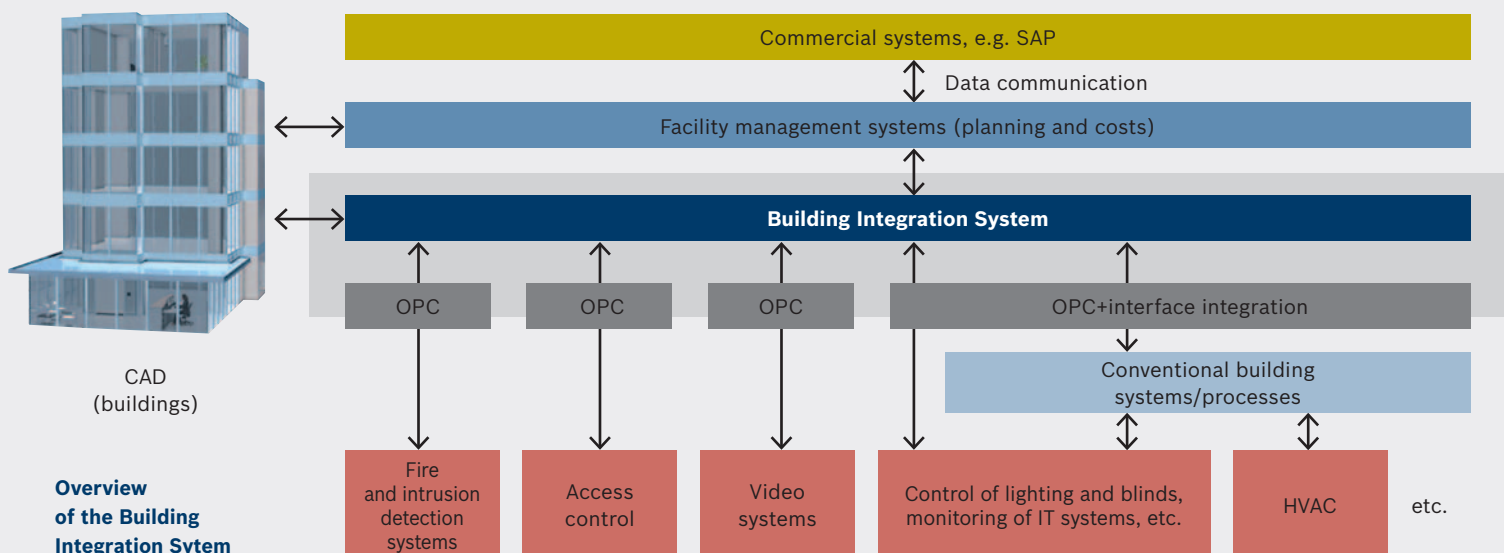
Open standards for no-problem cooperation

The Building Integration System works exclusively with tested open global IT standards such as OPC, SML, HTML and Windows - which makes it easy to integrate both third-party security and building management systems.

This results in numerous synergies and optimal service. It doesn't require much to train future users. Your return on previous investments is extended and your future options remain open. Plus, you have a security management system that is not only extraordinarily efficient but is also compatible with existing structures down to the last detail.

Intelligent alarm management for appropriate reactions

In the event of danger, the system displays alarms based on location maps and other alarm documentation. Animated detector symbols and audible signals immediately indicate the source of the alarm. You can also define escalation scenarios to ensure immediate and appropriate responses.



**Easy data integration for increased efficiency**

Preexisting CAD data can be integrated without having to convert split diagrams. Subsystem configurations as well as personnel data from an HR or time management system can be directly imported – there's no need to reenter them in the Building Integration System. And because the system is OPC-compliant it interfaces with a range of standard field buses such as EIB, LON, Profibus and BACnet.

Seamless documentation for retrospective security

All events and operator activities are securely recorded in a logbook that prevents after-the-fact changes. This protects data from manipulation. The logbook is both easy to use and flexible, due to advanced filter functions and the ability to export data in standard CSV format.



The Automation Engine

The efficient tool for comprehensive property security and monitoring of building automation systems



The larger the property, the more complex monitoring and control operations become. Simple building management systems are therefore essential for efficiently organizing these tasks.

The Automation Engine enables central management of both Bosch and third-party fire and intrusion systems, all on one platform. In addition, this module monitors automation systems for failure and can override IT networks.



Location maps and alarm documentation provide detailed information and action plans.

And user-friendly operation translates into immediate and effective alarm management.

Act faster, help sooner

When it really matters, every second counts. With the Automation Engine the operator knows immediately what to do because all the required information is provided in realtime. The corresponding alarm documentation is centrally stored and precisely tailored for its intended purpose, also including work cycles and location plans with animated alarm symbols.

For even greater efficiency, certain alarms or events can be assigned to specific user groups, thus enabling the system to manage 5,000 different events concurrently.



The Video Engine

The platform for perfect integration of video systems with access control and intrusion alarm systems

Nobody has eyes in the back of their heads. Nor is it necessary: that's what the Video Engine is for – delivering a whole new dimension of performance as the central component for integrating and visualizing different video systems on one platform.

From analog to digital

Analog matrix switches, traditional PC-based video recording systems or new IP video technologies – the Video Engine supports the entire Bosch video portfolio. The consistent use of open standards makes it readily compatible with third-party systems. This is not only practical, but also good for your budget.

Room for privacy

Even the basic version of the Video Engine lets you hide user-defined zones within a public area monitored by a camera. In many cases, this eliminates the need to buy expensive special-purpose cameras.

Added value through integration

The Video Engine is versatile and easy to combine with other security systems – an advantage that generates numerous synergies: the Video Engine turns standard cameras into motion detectors with an alarm function.

In addition, combining it with intrusion alarm systems (Automation Engine) or access control systems (Access Engine) opens up a whole range of possibilities for improved alarm management. Video verification of access attempts or analysis of archived material are just two examples of the possible applications.



Combination of the Automation Engine with the Video Engine:

- ▶ The system uses infrared to detect an intruder.
- ▶ An alarm is signalled on the security personnel's screen.
- ▶ Video can then be used to verify the alarm, permitting immediate action if required.

The Access Engine

Fully integrated access control management ranging from standard use to the most demanding individualized security solutions

It isn't appropriate to allow every employee to access all parts of a site, so an efficient access control system is indispensable in many buildings and organizations.

The Access Engine has been specially developed to satisfy even the most demanding expectations. Its modularity lets you systematically build the right solution to meet all your access control needs and flexibly scale it up as they grow.

User-friendly door management

In addition to simple access control management, the Access Engine provides user-friendly control of doors and barriers – with a clear overview on the user display that can be combined with video footage and intercom.

Meeting the most demanding requests

The Access Engine satisfies the most demanding security needs. A few examples:

- ▶ Visitor management
- ▶ Forced guidance along certain routes
- ▶ Control of singling systems such as turnstiles and weight sensors
- ▶ Antipassback feature
- ▶ Guard tour module

Having an overview enhances security

The door to the data center has been open too long, or an employee is being threatened at the rear entrance to the building. Both scenarios require immediate action.

When integrated into the Building Integration System, the Access Engine immediately displays such events together with the appropriate action plan. This permits your personnel to respond without delay!

The Access Engine for arming and disarming intrusion detection systems:

- ▶ To enter the premises, a person holds a card against the reader. Following successful verification, access is granted.
- ▶ After the card has been verified by the reader in the lift, the system determines that the person is only authorized to enter the fourth floor and consequently only permits that selection. Once they arrive and enter an area for which they are authorized, the security system there is disarmed.



The Security Engine

Security management for
D6100/6600 alarm receivers and
D7xxx/9xxx G intrusion panels

The Security Engine was specially developed for managing Bosch D6100/6600 alarm receivers and D7xxx/9xxx-G intrusion alarm panels, which are popular in the U.S. and some European and Asian markets.

For example, the alarm receivers connect intrusion panels from widely dispersed branch offices to a single central monitoring station over a telephone line, providing you with an overview of any signs of intrusion.

User-friendly alarm management


When integrated into the Building Integration System, the Security Engine uses the entire range of alarm management and video functions.



Only available in selected countries.
For more information – also on product availability –
please contact your local Bosch Security Systems office.

Individual requirements met

D9xxx G panels in particular supplement their intrusion alarm technology with special control and monitoring functionality. The Security Engine manages user privileges for these functions. The Security Engine offers corresponding user administration for these functions.



The Building Integration System in practice

The Building Integration System offers a suitable solution for every requirement and is correspondingly versatile. The examples here are only some of the areas in which the system is now being used with success:



Commercial applications:

- ▶ Banks
- ▶ Commercial applications:
- ▶ Exhibition halls and conference centers
- ▶ Medical complexes
- ▶ Shopping malls and retail chains

Industrial applications:

- ▶ Automotive industry
- ▶ Chemical industry
- ▶ Diamond industry
- ▶ Factories
- ▶ Stores


Government and public institutions:

- ▶ Law enforcement facilities and penal institutions
- ▶ Government offices
- ▶ Museums
- ▶ University campuses
- ▶ Military sites

Transportation and logistics:

- ▶ Airports
- ▶ Train stations
- ▶ Warehouses and shipping facilities





Typical applications for the Building Integration System:

- ▶ Fire monitoring and alarms, with evacuation management including control of escape routes and announcements
- ▶ Intrusion detection and alarms, with live video surveillance and analysis of archived footage
- ▶ Video monitoring with video-motion detection and central AutoDome control
- ▶ Access control for normal and high-security areas
- ▶ Parking lot management
- ▶ Door management with intercom, video monitoring and access control
- ▶ Elevator control with management of floor access privileges
- ▶ Perimeter fence or wall monitoring with video surveillance
- ▶ Guard tour system with corresponding alarm functionality
- ▶ Failure monitoring for vital systems and equipment
- ▶ Light and blind control in connection with access control



A Tradition of Quality and Innovation

For 125 years, the Bosch name stands for quality and reliability.

Bosch is the global supplier of choice for innovative technology, backed by the highest standards for service and support.

Bosch Security Systems proudly offers a wide range of security, safety, communications and sound solutions that are relied upon every day in applications around the world, from government facilities and public venues to businesses, schools and homes.

Bosch Security Systems

To learn more about our product offering, please visit www.boschsecurity.com or send an e-mail to emea.securitysystems@bosch.com

© Bosch Sicherheitssysteme GmbH, 2008
Modifications reserved
Printed in Germany | 11/12 | Printer
MS-OT-en-01_F01U517821_04

